

## aerolight-ramp locating studs

### Instructions for use

Product code: ARLS

#### Kit contents:

- 2 Locating studs with female M6 thread
- 2 M6 x 16 Button socket screws
- 1 6.5mm HSS jobber drill
- 1 4mm Hex key
- 1 Instructions




#### You will also need:


- Power or cordless drill
- Permanent marker or similar

#### To Install

At one end of the ramp mark the centre of the holes in the ribbed rubber pieces on the underside of the Aerolight ramp aluminium lip.



Drill the 2 marked holes with the 6.5mm diameter drill bit provided.



**⚠** Use all normal power tool and drilling safety precautions including goggles and including noting that the swarf will be sharp and may be hot **⚠**

RampCentre is a registered trademark of Enable Access, LU7 4UH. We undertake a policy of continual review and research, which may lead to changes in product appearance and specification. Date of Issue: 09 Dec 2020



Enable Access, Unit R, Cherrycourt Way, Leighton Buzzard, LU7 4UH, UK.

EC REP Enable Access Global Ltd, 27 Phibsboro Place, Dublin 7, D07 V20, Republic of Ireland

**For technical support or details on your nearest stockist please call 020 8275 0375**

**Enable Access**

Unit R | Cherrycourt Way | Leighton Buzzard | LU7 4UH | UK

T: +44 (0)20 8275 0375 E: sales@enable-access.com


W: www.enable-access.com

## aerolight-ramp locating studs


### Instructions for use

**Product code:** ARLS


Insert the M6 x 16 Button socket screws from the top of the lip and screw the Locating studs with female M6 thread below the lip by hand



Tighten both screws with the Hex key provided



You will need to provide corresponding locating holes at the upper level/step that the ramp will rest on. The locating holes in the upper level/step should be approximately 10mm (3/8") diameter and spaced to match the distance between the locating studs on the deployed ramp. For a step with a square edge/nosing the centre of the locating holes should be 42mm (1 5/8") from the front edge of the upper level/step that the ramp will rest on. Please check as your application may differ.



RampCentre is a registered trademark of Enable Access, LU7 4UH. We undertake a policy of continual review and research, which may lead to changes in product appearance and specification. Date of Issue: 09 Dec 2020



Enable Access, Unit R, Cherrycourt Way, Leighton Buzzard, LU7 4UH, UK.



Enable Access Global Ltd, 27 Phibsboro Place, Dublin 7, D07 V20, Republic of Ireland

**For technical support or details on your nearest stockist please call 020 8275 0375**

**Enable Access**

Unit R | Cherrycourt Way | Leighton Buzzard | LU7 4UH | UK

**T:** +44 (0)20 8275 0375 **E:** sales@enable-access.com

**W:** www.enable-access.com